

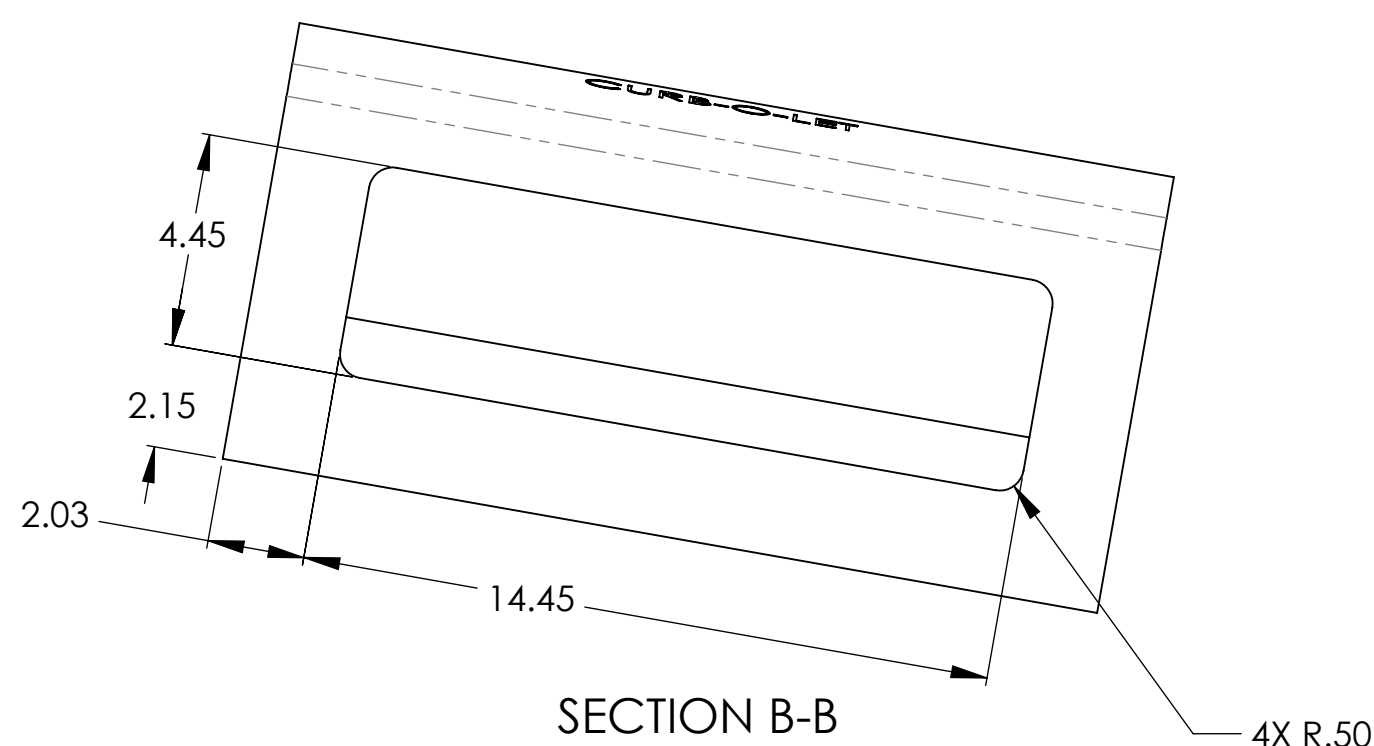
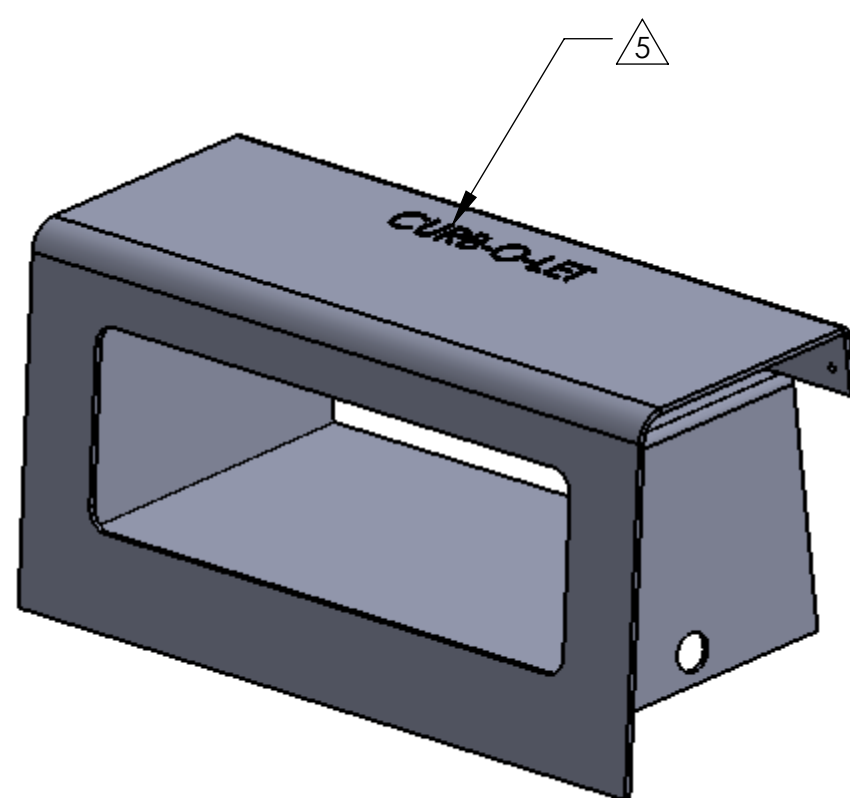
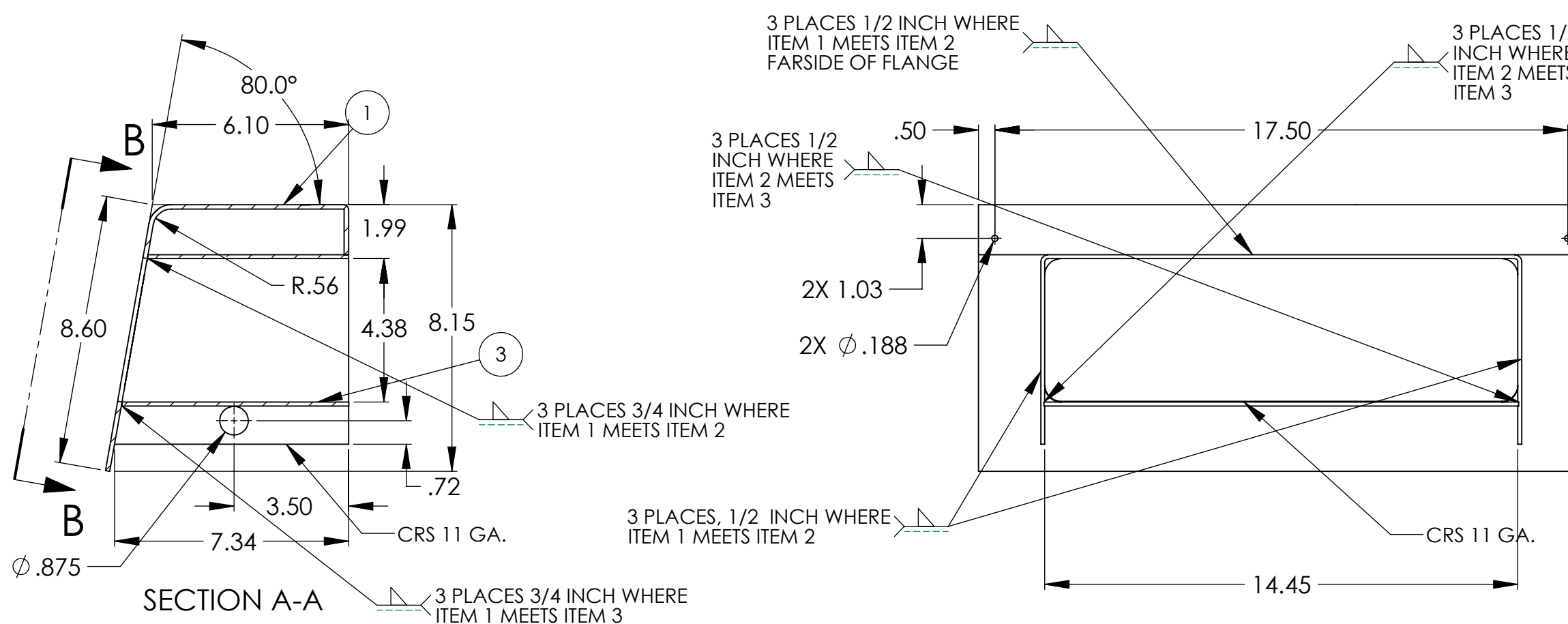
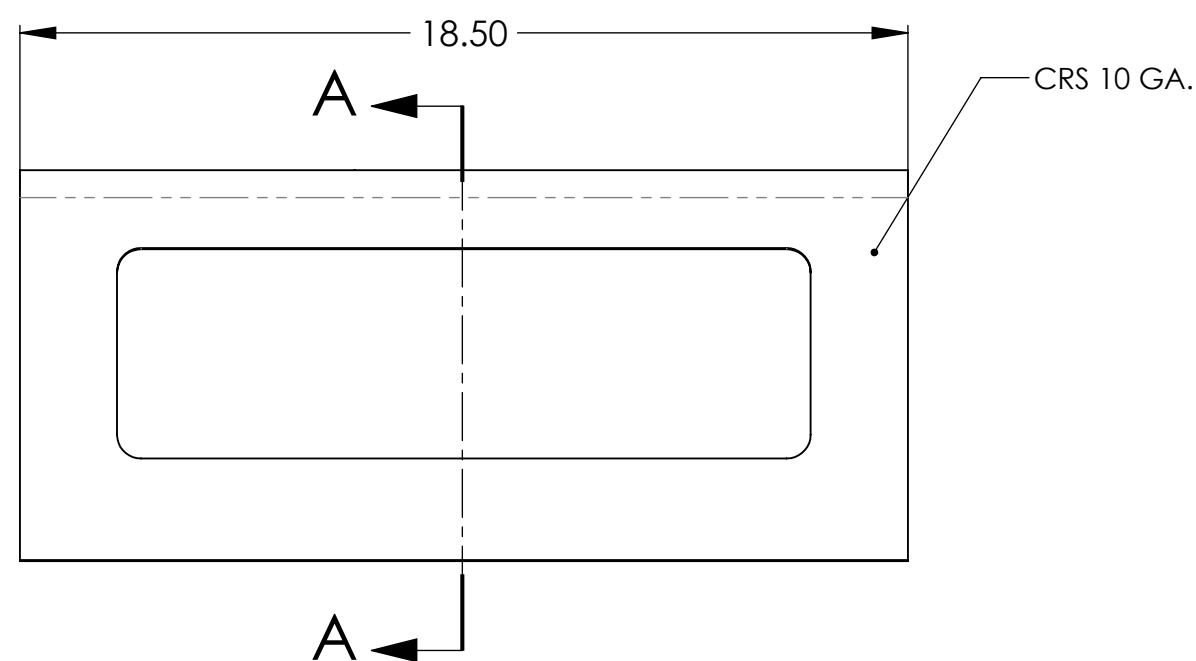
1. MATERIAL: NOTED.
2. FINISH: AFTER ASSEMBLY.
3. ALL DIMENSIONS ARE IN INCHES UNLESS OTHERWISE SPECIFIED.

4. INSTALLATION: FOR 8 INCH CURBS BOTTOM OF CURB-O-LET TO BE INBEDDED IN CONCRETE  $\pm$  1/4 INCH.

5. STAMP COMPANY NAME IN 3/4" HIGH LETTERS APPROXIMATELY WHERE SHOWN .02-.04 DEEP.

APPROVED BY THE CITY OF LOS ANGELES  
BUREAU OF ENGINEERING/PUBLIC WORKS

REVISIONS			
REV.	DESCRIPTION	DATE	APPROVED
A	RELEASE FOR PRODUCTION		
B	UPDATED OPENING DIMENSIONS	11-10-16	
C	CLARIFIED DIMENSIONS	06-13-17	
D	CHANGED NOTE 4	07/07/17	
E	ADDED CITY APPROVAL	07/07/17	



Supplied By:

**TRENCHDRAIN  
SUPPLY**  
877-903-7246  
www.trenchdrainsupply.com

ITEM NO.	PART NUMBER	DESCRIPTION	QTY.
1	TCD414-1NS	COVER	1
2	TCD414-2NS	BRACKET	1
3	TCD414-3NS	PLATE	1

PROPRIETARY AND CONFIDENTIAL  
THE INFORMATION CONTAINED IN THIS  
DRAWING IS THE SOLE PROPERTY OF  
<INSERT COMPANY NAME HERE>. ANY  
REPRODUCTION IN PART OR AS A WHOLE  
WITHOUT THE WRITTEN PERMISSION OF  
<INSERT COMPANY NAME HERE> IS  
PROHIBITED.

UNLESS OTHERWISE SPECIFIED:		NAME	DATE	TITLE:	
DIMENSIONS ARE IN INCHES	DRAWN	D.C.	08/13/16	CURB-O-LET	
TOLERANCES:	CHECKED			TCD414-NS ASSEMBLY	
FRACTIONAL $\pm$	ENG APPR.			SIZE	DWG. NO.
ANGULAR: MATCH $\pm$	MFG APPR.			C	TCD414-NS
TWO PLACE DECIMAL $\pm$	Q.A.			SCALE: 1:4	WEIGHT:
THREE PLACE DECIMAL $\pm$	COMMENTS:				SHEET 1 OF 1
INTERPRET GEOMETRIC TOLERANCING PER:					
MATERIAL					
FINISH					
APPLICATION					
DO NOT SCALE DRAWING					